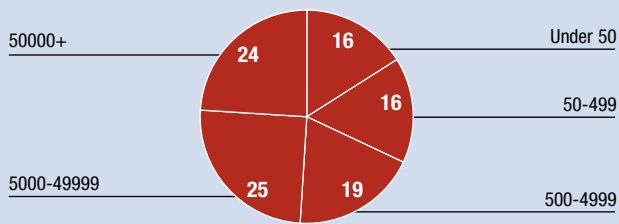


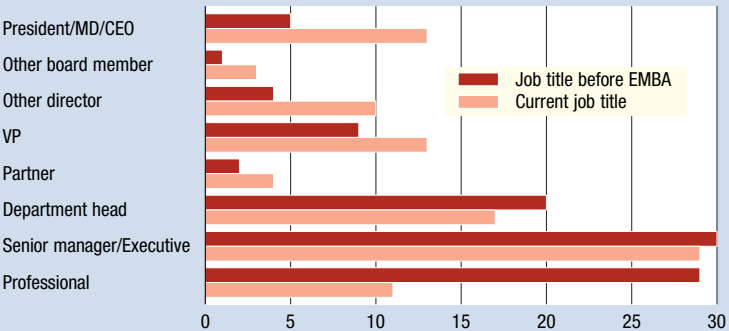
Size of company in which the EMBA alumni currently work

Number of employees



Position of alumni within their organisation

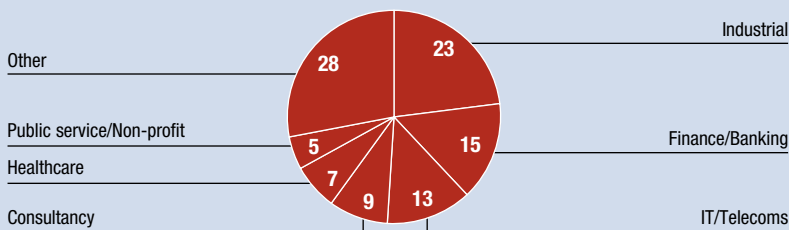
Per cent



Not surprisingly, EMBA graduates now hold more senior level positions than before the EMBA.

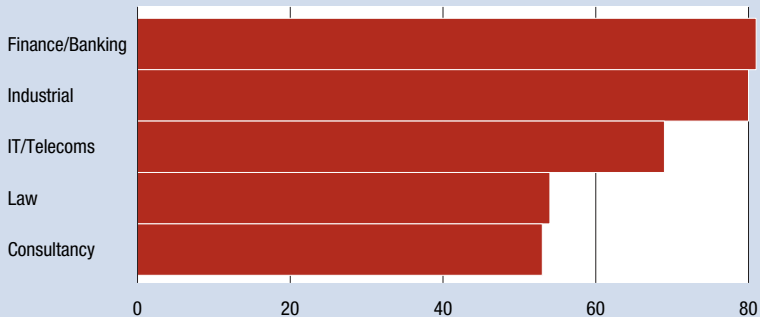
The percentage of respondents who are Presidents/MDs/CEOs has more than doubled.

Sectors in which the alumni are currently working



The percentage of alumni who currently work in the same sector as before their EMBA

Where they worked before their EMBA



Gender dispersal by the sectors

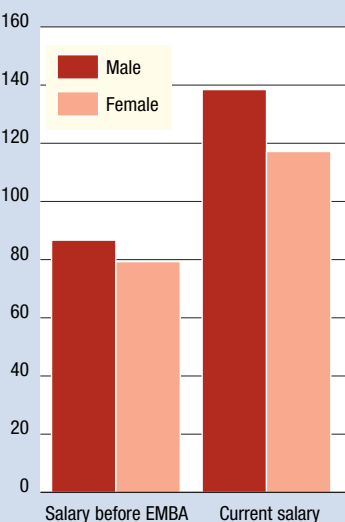
Per cent

Sector	Male	Female
Consultancy	9	9
Education	1	5
Finance/Banking	15	17
Healthcare	6	10
Industrial	26	13
IT/Telecoms	14	10
Law	1	2
Media/Marketing	3	5
Public service/Non-profit	3	9
Retail	3	2
Transport/Communications	4	2
Utility	2	2
Other	13	15

There is a noticeable difference between where male and female alumni work. Twice the proportion of male alumni work in the industrial sector. A larger proportion of female graduates go into the media/marketing, education, public service and non-profit sectors. Of the total population, 79 per cent of respondents were male, 21 per cent were female.

Average salaries by gender

\$'000



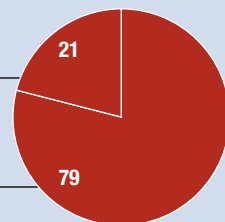
The male respondents, on average, earn more than the female alumni both before and after the EMBA. The male alumni also see a greater percentage increase in their salaries - 60 per cent from pre-EMBA to current salary levels, compared to the 48 per cent enjoyed by the female respondents.

Migration habits by gender

Male alumni (%)

Are now working in a different country to where they worked before the EMBA

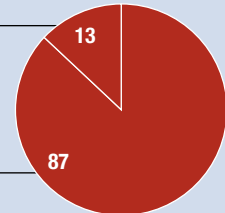
Are currently working in the same country as before the EMBA



Female alumni (%)

Are now working in a different country to where they worked before the EMBA

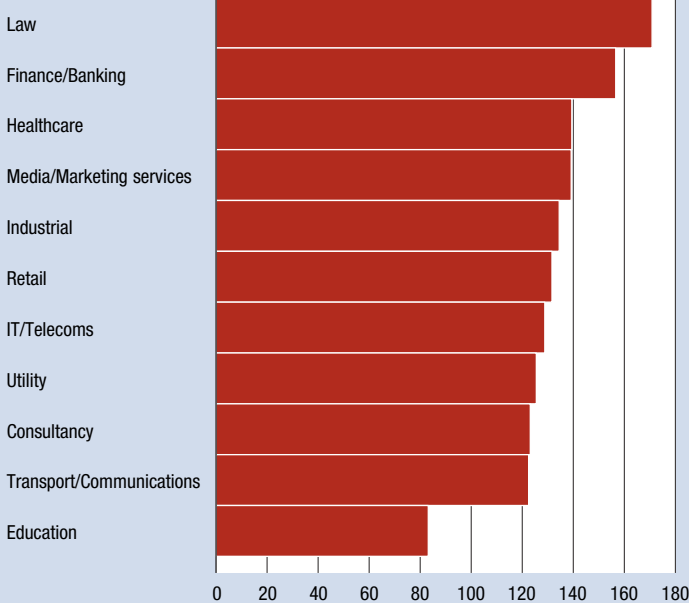
Are currently working in the same country as before the EMBA



According to the survey data, a higher proportion of men than women used their EMBA to work abroad.

Current average salaries by sector

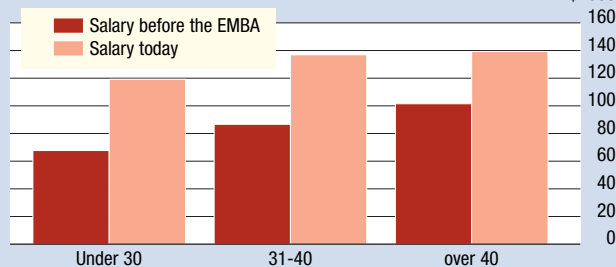
\$ '000



The older respondents in our survey were earning the highest pre-EMBA salaries and are also currently earning more than their younger counterparts. Those in the 'under 30' age group, at the time of when they started their EMBA have seen the greatest salary growth - a 76 per cent increase in salaries from before the EMBA to the present day. The 31-40 year olds have seen a 58 per cent salary increase. The older respondents (who were more than 40 years old when they started their EMBA) have seen a 37 per cent increase in their salaries.

Current average salaries by age group

Age of respondent when they started the EMBA



The rise in EMBA salaries

Average salary by year of FT EMBA ranking (\$'000)

