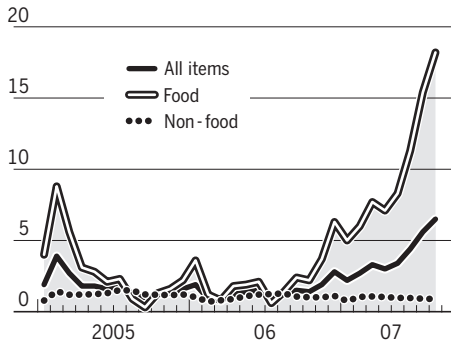


Commodity spikes underlie shifts in world trade

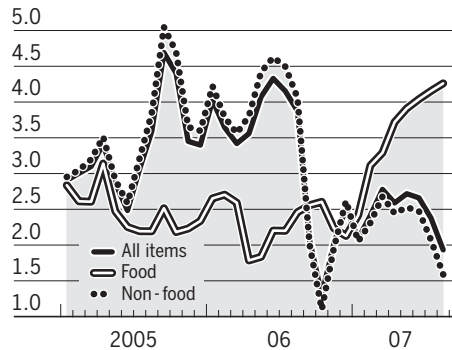
China food prices

Annual % change



US food prices

Annual % change



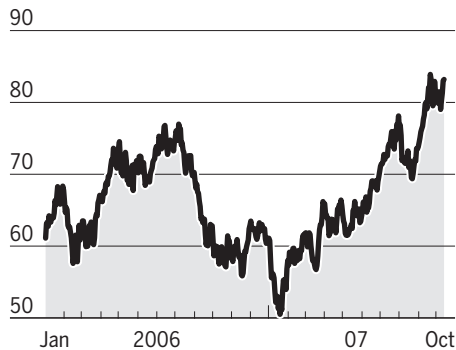
Wheat

CBOT futures price
(cents per bushel)



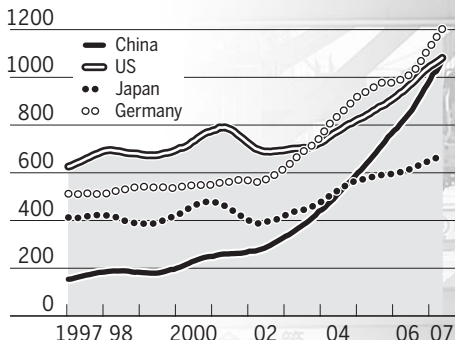
Oil price

Nymex front-month
(\$ per barrel)



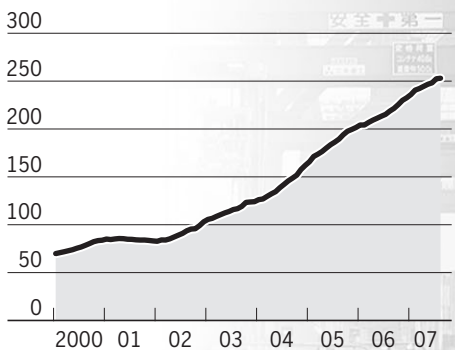
Top world exporters

Total exports of goods, sum over previous 12 months
(\$bn)



The US's trade deficit with China

Sum over previous 12 months
(\$bn)



Sources: Thomson Datastream; IMF

FT Graphic

Photo: Bloomberg

