

Salaries

Average MBA salary three years after graduation
(\$ equivalent '000)

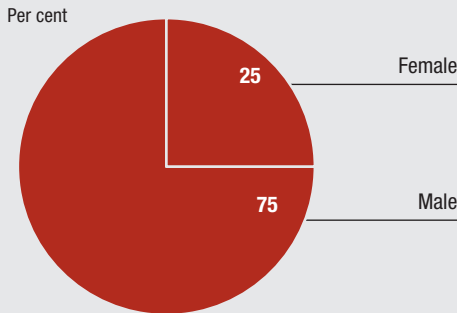


Average MBA salary per sector three years after graduation

Sector	Year of MBA survey			
	2004	2005	2006	2007
Finance/banking	122,092	127,105	130,958	127,717
Consultancy	114,861	111,637	119,228	129,685
Media/marketing	100,858	94,738	102,681	115,639
IT/telecoms	102,967	98,779	104,590	115,959
Industrial	101,836	98,333	103,504	115,495
Retail	101,985	97,289	99,557	115,705

Alumni data

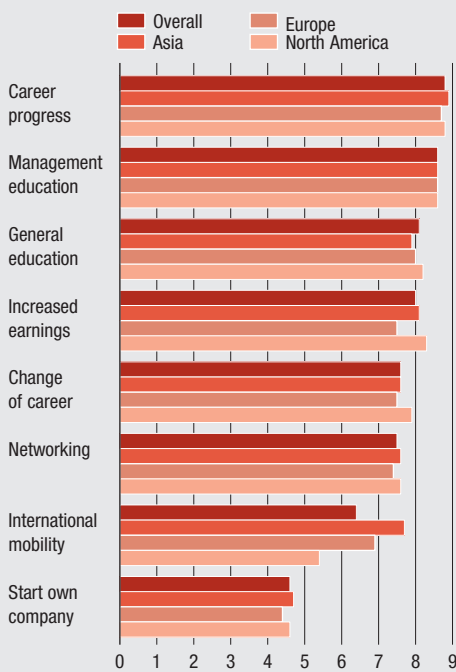
The gender split



The average age of alumni was 33

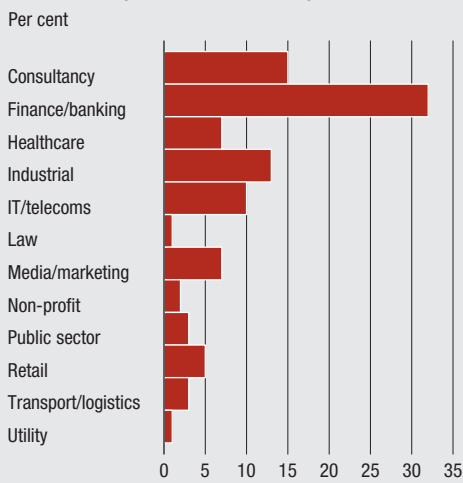
Reasons alumni from different regions gave for doing an MBA

Average importance: 1=not important, 10=very important

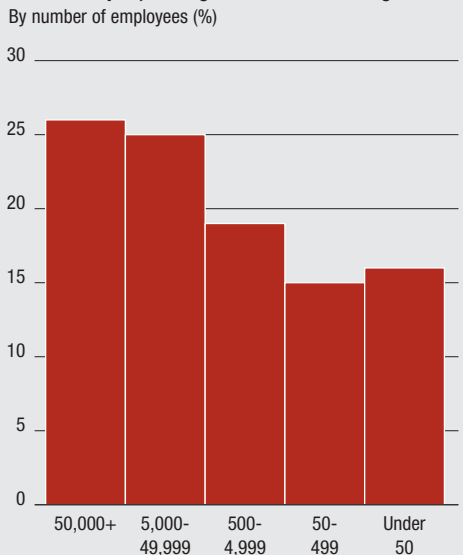


Employment

Sectors MBA graduates are working in now



Size of company MBA graduates are working in now



School evaluation

Alumni business school evaluation

Respondents were asked to rate aspects of their MBA: 1=very weak, 10=very strong



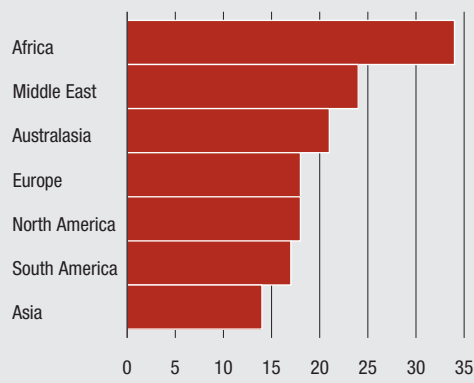
Data for the top 100 schools

Metric	Range	Average
Size of entering cohort 2006	18 - 906	180
Faculty size at July 2006	21 - 225	92
Minimum programme fees* (\$)	3,368 - 88,090	47,337
Course length (months)	10 - 24	

* Excluding Coppead Business School which does not charge a fee for its MBA

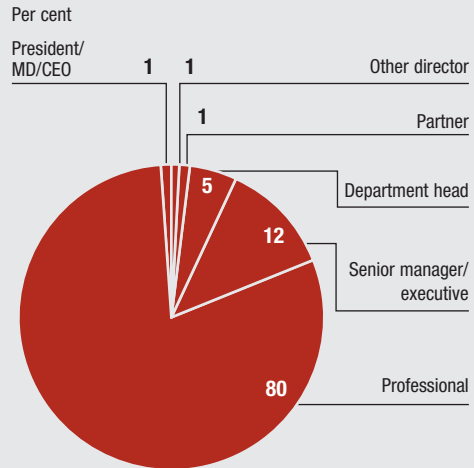
Entrepreneurship

Percentage of respondents from different regions who have set up their own company during or since the MBA

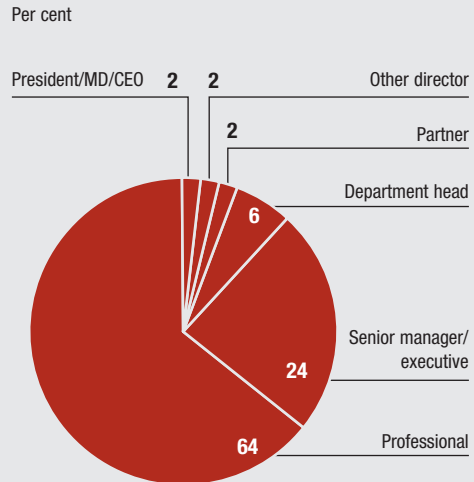


Career progression

Job title before MBA



Job title immediately after MBA



Current job title

